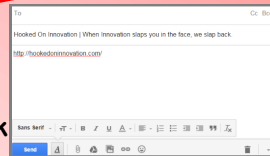
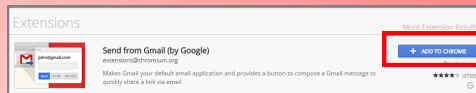
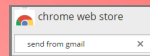


Tip Tuesday

Quickly Share that Awesome Webpage
With the *Send from Gmail* (by Google) extension, it's easy!

1. Go to the [Chrome Web Store](#)
2. In the search box, type in “send from gmail”
3. Under “Extensions” you’ll see “Send from Gmail (by Google).” Click *Add to Chrome*.
4. The extension will appear in the upper-right corner next to the star in the address bar
5. From any webpage, click the extension.
6. A new email will open with a link to the webpage.
7. Simply enter the email address and click *Send*. (Note: you can also add to the message if you'd like.)



This is a quick and easy way to share those interesting articles you find on the web!